

SL-F50 / SL-F70

7.2V Lithium Ion Battery for SONY L type mount

Instruction Manual



Thank you for purchasing the SL-F50 / SL-F70 Li-ion Battery. Prior to using the SL-F50 / SL-F70, we strongly recommend reading this Instruction Manual on how to best use the SL-F50 / SL-F70. Please keep this manual for your reference. If you have any additional questions, please contact your local IDX office listed at the end of this manual.

Caution for safety use

Improper handling of this Li-ion battery may result in smoke, heat, fire, explosion or leakage as well as cause performance degradation or failure. Please be sure to observe the following precautions.

⚠ DANGER

May cause sudden serious injury and death.

- Charge with IDX battery charger only.
- Use with professional equipment. Please contact IDX for more information.
- Do not short the contact pins with any metal object. Do not carry or store with metal equipment.
- Do not expose to heat and never throw the battery in a fire.
- Do not immerse in water. Keep the battery dry and away from excessively dry or humid environments.
- Do not leave the battery exposed to excessive heat such as in a car or directly under the sun light. Do not use outside of specified temperature ranges.
- Do not solder on the contact pins directly.
- Do not attempt to open the outer casing or break apart the battery.
- Do not subject the unit to extreme physical impact or pressure, or place any object across the terminals that could cause it to short.
- Do not pierce or drill into the outer casing of the unit.
- Do not attempt to use the battery if damaged.
- Do not use the battery in a corrosive environment. Damages occur from salt water, seawater, acid, alkali, corrosive gas, etc.
- Risk of explosion if battery cells are replaced by an incorrect type.

⚠ WARNING

May cause serious injury and death.

- Please note that the outside casing becomes hot when the battery is discharged in high temperatures or with high loads.
- Stop charging immediately if the battery fails to charge within the designated time. Refer to charger manuals for charge times.
- Do not use if the battery displays unusual characteristics (odd odor, discoloration, etc.) when in use, during charge or in storage.
- Keep away from fire if the battery leaks fluid or has an unusual smell.
- In case of leakage immediately wash your hands and face thoroughly with clean water and contact your IDX representative for further instructions.
- Immediately seek medical attention if battery fluid gets into contact with your eyes.

⚠ CAUTION

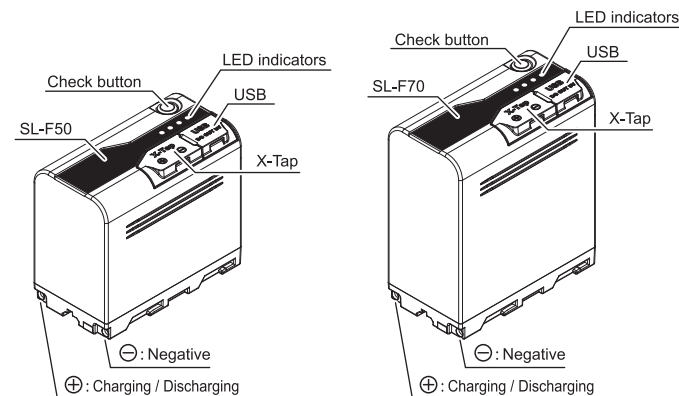
May cause injury or damage other equipment.

- Follow instructions on charging and discharging.
- Store in cool and dry conditions.
- During long periods of inactivity, please remove the battery from the equipment.
- Do not use, store or place the battery in an electrostatic area.
- Always keep the connectors clean.

Features

- Light weight, compact, high performance Li-ion battery with a durable design.
- Fore power status LED indicators accurately displays remaining power capacity. [Refer to Capacity display LEDs]
- X-Tap power output terminal available. X-Tap output can be used for 7.2V accessories. You can charge the battery through the X-Tap connector only by using the IDX X-Tap charger. [Refer to X-Tap]
- USB power output for charging portable devices. [Refer to USB]

* There is no guaranty that this battery works normally with SONY camera.



Charging

- Only charge with an IDX lithium ion charger and refrain from charging with third party chargers. Please refer to the charger manual for charging method information.
- Estimated charging times may vary depending on the charger and condition of the battery. Refer to our website for more details.
- The ambient temperature range for charging is 32~104°F (0~40°C); however, 50~86°F (10~30°C) is recommended for optimizing the charging performance. When the battery is charged in temperatures 32°F(0°C) or below, it may not fully charge, even if the designated charge time has elapsed.
- Charging outside of the recommended temperature range can accelerate cell deterioration.
- Please use IDX X-Tap charger when charging the battery through the X-Tap connector.
- Lithium ion batteries have a slight self discharge; therefore, IDX recommends to charge prior to use.


Discharging

- Please check that the total power consumption from the main, the X-Taps and the USB connectors is less than the battery's maximum discharge power. If it exceeds the maximum discharge power, the safety protection function may be activated and it will stop discharging and may cause the damage on the battery.
- The battery life may diminish if high loads are applied frequently.
- Battery run-time may reduce when used in extreme high and low temperatures. IDX highly recommends to use the battery in ambient temperatures of 50~104°F (10°C~40°C)
- The battery will automatically stop discharging when the voltage reaches 5V. To extend battery life, IDX recommends to stop using before the battery reaches 6V.
- Microwave transmitters with 5W outputs or more should be kept as far away from the battery as possible. High power transmitters may disrupt or stop supplying power.
- Please be sure to remove the battery from the device after use. If a battery left mounted on the device that has large standby power, the battery's residual capacity will become lower and the over-discharge protection may be activated.
- Please do not use the batteries connected in series. This may cause the damage.

Capacity display LEDs

- The remaining capacity is shown with four built-in LEDs. F indicates 'fully charged' and E indicates 'empty' or 'need to charge'.
- To check the remaining capacity, press the check button. The LED lights will emit and reflect the battery charge level.
- When you push the " Check button ", if the battery voltage is 6V or less, the LED will blink 3 times.

※ Please be aware that LED indicates approximate amount of capacity when not providing power, and this varies by age and condition of battery.



Protection circuitry

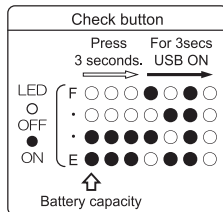
- There are three types of protection circuits to ensure the battery is protected from Over-charge, Over-discharge, and Over-current.
- Please charge the battery immediately when the over-discharge protection is activated. The battery may become unusable if the battery is not charged at that moment.

X-Tap

- X-Tap power output terminal available.
- The maximum power output is 20W.
*Upon usage, please make sure for the maximum discharge load value of the battery.
- The output voltage is a battery through. (8.4V ~ 5.0V).
- X-Tap output can be used for 7.2V accessories.
- Please do not use X-Tap connectors while charging the battery through the main connector. If you use X-Tap connectors while charging the battery through the main connector, it may cause a charging error or the damage on the charger.
- You can charge the battery through the X-Tap connector only by using the IDX X-Tap charger. Please do not charge the battery through the X-Tap connector while charging the battery through the main connector. It may cause a charging error or the damage on the charger.
- Please do not use the main, the X-Tap and the USB connectors while charging the battery through the X-Tap connector. It may cause a charging error or the damage on the charger.

USB

- USB connector for power supply. (DC5V / 2.3A)
- USB connector is A type. (USB Cable should be A type as well).
- To activate the USB power output, push and hold the CHECK / USB ON button for more than 3 seconds (see diagram to the right).
- If the voltage of the battery is below 6V, the USB output will not be activated.
- If the voltage of the battery reaches 6V while the USB is in use, the bottom LED will blink and the USB will become non active.
- USB power will turn off automatically 30 minute after the USB cable is removed.
- Do not draw power from USB while charging as it may interrupt charging, cause a charger error, or damage the charger.
- This terminal does not provide data, only power.



Storing

- Store in cool and dry conditions.
- Do not store or leave in temperatures of 122°F (50°C) or above.
- For long-term storage, please store with about 30~40% of capacity (with 2 LEDs) and recommend for re-charging every five months.
- Deterioration of battery performance will be accelerated when the battery stored in a high ambient temperature and/or stored for long period without used.

Specifications

	SL-F50	SL-F70
Cell chemistry	Li-ion	
Nominal voltage	DC 7.2V	
Capacity	6.6Ah / 48Wh *1	9.9Ah / 72Wh *1
Charge voltage	DC 8.4V	
Charge current	Max 3.3A	
Maximum discharge rate	30W / 3.5A (8.4V) ~ 6.0A (5.0V) *2	40W / 4.7A (8.4V) ~ 8.0A (5.0V) *2
Main Connector	30W / 3.5A (8.4V) ~ 6.0A (5.0V)	40W / 4.7A (8.4V) ~ 8.0A (5.0V)
X-Tap	20W / 2.3A (8.4V) ~ 4.0A (5.0V)	
USB	Output voltage	DC 5.0V
	Maximum current	2.3A
	Connector type	USB Type-A (Receptacles)
	Auto power off	30 minutes after detection of less than 30mA
End voltage	5.0V	
Battery protection circuit	Over-charge, Over-discharge, Over-current	
Ambient temperature	Charge	32~104°F (0~40°C) (50~86°F (10~30°C) recommended)
	Discharge	-4~104°F (-20~40°C) (50~104°F (10~40°C) recommended)
	Storage	-4~122°F (-20~50°C) (One month)
Dimensions	38.2(W) × 61.2(H) × 70.6(D) mm	38.2(W) × 80.5(H) × 70.6(D) mm
	1.50(W) × 2.40(H) × 2.77(D) inches	1.50(W) × 3.16(H) × 2.77(D) inches
Weight	approx, 250g / approx, 0.55 lbs	approx, 350g / approx, 0.77 lbs

*1. Measured capacity of battery is a minimum rating at 20°C.

*2. Maximum load is the sum of X-Tap, USB and connected equipments loads.

Life cycle

- Life may vary depending on frequency of use, storage and operational temperature environment.
- Life will be reduced if frequently used with high load applications.
- Life is also reduced if stored in fully charged and/or empty conditions for extended periods.

Compensation for recorded content

Recorded content cannot be compensated for if recording or playback is disabled due to a malfunction of the battery pack or other devices.

Battery recycle

This Li-ion battery can be recycled. Please follow the regulations in your country or contact your local IDX office for further details.

Li-ion Battery Air transport Compliance

The Air transport regulations for the lithium-ion batteries will be revised regularly, so please check our website before transporting the battery.
(<http://idxtek.com/lithium-ion-transportation/>)

Design and specifications are subject to change without notice.

Manufacturer : IDX Company, Ltd. 6-28-11 Shukugawara, Tama-ku, Kawasaki-shi, Kanagawa-ken, 214-0021 Japan

Tel : +81-44-850-8801 Fax : +81-44-850-8838 URL : <https://www.idx.tv/> E-mail : idx.japan@idx.tv

Importer for EU : IDX Technology Europe, Ltd. 391 Edinburgh Avenue, Slough Industrial Estate, Slough, SL1 4UF, England

Tel : +44-1753-547692 Fax : +44-1753-546660 URL : <http://www.idx-europe.co.uk/> E-mail : idx.europe@idx.tv

Importer for USA : IDX System Technology, Inc. 2377 Crenshaw Blvd, Suite 154, Torrance, CA 90501 USA

Tel : +1-310-328-2850 Fax : +1-310-328-8202 URL : <http://www.idxtek.com/> E-mail : idx.usa@idx.tv



202302
BLMK170192-2

RoHS Compliant